

No. 5.] DECEMBER, 1848. [Price 1d.

THE  
ROYAL MAGAZINE  
OF  
KNITTING,  
NETTING, CROCHET,  
AND  
*Fancy Needlework.*

CONDUCTED BY

M<sup>D</sup>LE. RIGOLETTE DE LA HAMELIN.

CONTENTS:

	PAGE
Crochet Applique.....	49
Crochet Rose-leaf Collarette or Victorine ..	50
Knitted Opera or House Cap .....	51
Narrow Crochet Edging .....	52
Pretty Knitted Lace .....	53
Enigma .....	53
Fern Lace Knitted Edging ..	56
Crochet Cuff in Shaded Wool .....	58
Knitted Insertion .....	58
Crochet Pattern for a Collar .....	59
Knitted Escutcheon Pattern ....	59
Music and Memory .....	60
Invention .....	60

PUBLISHED MONTHLY.  
LONDON:

PUBLISHED FOR THE PROPRIETOR, BY  
SHERWOOD & CO.,  
PATERNOSTER ROW.

The Editress begs to call the attention of Ladies to the Contents of Nos. 1 to 4:—

Address—Anecdotes of two Russian Generals—Crochet Honeysuckle Buds and Leaves (with Engraving)—Shaded Crochet Hyacinth Mat (with Engraving)—Knitted Vandyke Leaf Edging—The Sabbath—Hints on Contrasting Colours—Change of Leaf—Song. With a variety of interesting Tales, &c.

Contents of No. 2:—

Address to our Readers—Manufacture of Cotton—Autumnal Flower—An Early Lesson—Transitory Beauty—Scalloped Shell Pattern Crochet Edging (with Engraving)—Lily Crochet Insertion (with Engraving)—Narrow Knitted Edging—Elizabethan Rose-bud Doyley—Cable Twist Insertion—Effect of Music—Origin of the word Lady.

Contents of No. 3:—

The Mind—The Loss of an Old Friend—Knitted Round Pincushion, Pine Pattern (with Engraving)—Vine-leaf Border for Anti-macassar (with Engraving)—Narrow Edging, for Handkerchiefs or Collars—Double Point Pattern, for Anti-macassar (with Engraving)—New Polish Polka Jacket (with Engraving)—Notice to our Readers.

Contents of No. 4:—

Notice to our Readers; Maude Stitch; Flowers of Australia; Cockleshell Mat (with Engraving); Cable Insertion (with Engraving); Edging for Anti-macassar (with Engraving); Diamond Pattern Doyley (with Engraving); Vandyke Lace Insertion.

Notices to Correspondents in our next.

Signs used in Knitting (see pages 56 and 58): P, plain one; B, back or purl one; O, turn over; T, knit 2 together; L, purl or back 2 together; A, knit 3 together; S, slip 1; H, cast off 2. The figures attached to the stitches are the numbers to be knitted.



If so, use **BRANDE'S ENAMEL** for filling the decaying spots, rendering defective teeth sound and painless. Price **ONE SHILLING** only: equal to that sold at 2s. 6d. Sold by Chemists everywhere. Testimonials:—"It has given me the use of one side of my mouth, which luxury I had not enjoyed for about two years."—E. J. Macdonald, Belford, Northumberland. "It is the most effective and painless cure for toothache I have ever found. I have no hesitation in recommending it to all sufferers."—Captain

Thomas Wright, 12, Newington Crescent, London. "I have filled two teeth, and find I can use them as well as ever I did in my life. I have not had the tooth-ache since."—Abraham Collins, Northbrook Place, Bradford, Yorkshire. See numerous other testimonials in various newspapers; every one of which is strictly authentic. If any difficulty in obtaining it occurs, send One Shilling and a stamp to J. Willis, 4, Bell's Buildings, Salisbury Square, London, and you will ensure it by return of post. Agents wanted.

**By Command of Her Most Gracious Majesty.  
British Manufacture.**

**T**OROND'S NEW CROCHET AND BERLIN WOOL PATTERNS, in great variety. The trade supplied with an extensive assortment of new Braid and Embroidery Patterns, by H. Torond, Manufacturer of patterns for every description of Fancy Needlework.

1, Providence Row, Finsbury Square, London

CROCHET APPLIQUÉ.

---

WHAT an allegory of human life is Crochet! How seldom do we work according to our designs! The pattern to be worked out depends far more on the will and ingenuity of others; and has it not been the subject of remark, from age to age, how little man's actions depend upon himself—how much he is the creature of circumstances, which, whether great or small, it forms the principal occupation of life to take wise advantage of, and interweave, so as to benefit ourselves and others? And of what does Crochet consist, but in interweaving threads to the best advantage for use and pleasure? Again, the materials for our work are not left to our own choice, and strict directions are to be followed, if we would not have it thrown into confusion and its beauty spoilt. And is it not so in life? In its different stages and stations, different parts are assigned to us, the means and the directions for fulfilling each are different, yet clearly laid down. As in Crochet patterns, so in life; some are complicated, some very simple; some short, some long; some more ornamental than useful; some in coarse material, some in fine. And have not the ancients represented these distinctions in their idea of the web of life, representing it as of differing hue and value? How seldom can we trace the influence of each new stitch interwoven with the last, and the connexion of the different parts, but must content ourselves with blindly working, till we see the pattern reveal itself in what we have thus done; and it is only in *looking back* upon life that the immediate connexion of our actions, and their relation, *as a whole*, is to be perceived; and happy the person, who, having worked care-

fully according to the directions, in looking back sees no flaw in the work, and has made no false stitch to spoil the pattern, and impede, if not stop, his onward progress; and who knows not the danger of one false step in life, unwarily taken, perhaps hampering all future efforts, and leaving its disfigurement on years otherwise well and wisely spent. Lastly, how impossible is it to anticipate events and their consequences! *The future* can only be known by passing *the present* in patience; and in Crochet, how impossible it is to realise the effects to be produced, but by patiently going through the appointed intermediate work!

E. L.

---

### CROCHET ROSE-LEAF COLLARETTE OR VICTORINE, IN SHADED WOOL.

BY CROCHET.

---

#### Penelope Crochet Needle, No. 3.

Make a chain of 150 stitches, turn 1, treble, miss 1, 1 chain to the end of row, turn over on the opposite side of foundation chain, working 2 treble and 2 chain round the end, then repeat on the other side 1 treble, 1 chain, miss 1 to the end. Next row, *a*, 4 chain, miss 2, repeat from *a* quite round twice, fasten off.

For Leaf Edge, join on 9th loop up the right side. For 1st leaf, work 5 chain, turn, miss 2, 1 plain, 1 chain, miss 1, 1 treble, 1 chain, miss 1, 1 treble, and 1 chain in the loop, 3 chain, 1 plain in next loop, repeat as 1st leaf 6 times, 8th leaf in 8th loop, 6 chain, turn, miss 2, 1 plain, 1 chain, miss 1, 1 treble, 1 chain, miss 1, 1 treble, 1 chain, miss 1, 1 plain, 3 chain.

1st flower—1 plain in 9th loop, 8 chain, turn, miss 4, 1 plain, and leaving 3 chain for stem, work 1 chain to cross

it, 8 plain in the 4 chain loop, turn, 3 chain, miss 1, 1 plain three times, join to side of 8th leaf, 3 single, 1 plain, 1 to cross, 3 single down the stem, 2 on loop, 1 plain in 10th loop, 4 chain, join to 1st chain loop of flower, 5 chain, turn, miss 4, 1 plain, 1 chain, *b*, miss 1, 1 treble, 1 chain, repeat from *b*, miss 2, 1 plain, turn, 3 chain, miss 2, 1 plain three times to the point of leaf. Fasten off.

2nd flower—Join on 11th loop, 7 chain, miss 3, 1 plain, 1 chain to cross, 8 plain in the 5 chain, 1 chain to cross, 1 plain, 3 chain, join to 2nd chain loop of the leaf, 1 plain, 3 chain, 1 plain round the 5 plain four times, fasten off, join on 11th loop. For 10th leaf, 3 chain, join to the 1st chain loop of flower, 5 chain, turn, miss 3, 1 plain, 1 chain, miss 1, 1 treble, 1 chain, miss 1, 1 treble, 1 chain, miss 1, 1 plain, 3 chain, miss 3, 1 plain in 12th loop.

11th leaf—*c*, 5 chain, turn, miss 2, 1 plain, 1 chain, miss 1, 1 treble, 1 chain, miss 1, 1 treble, 1 plain, 3 chain, miss 3, 1 plain in next loop, repeat from *c* to end of row, then commence at 8th leaf, and continue round the end, and 7 leaves up the other side.

For the Rosette.—Make a chain of 7 stitches, join it, work round 5 rows in plain crochet, work round 4 rows of leaves on the plain crochet, chain. For the leaf.—*d*, 5 chain, miss 2, 1 plain, 1 chain, miss 1, 1 treble, 1 chain, 1 treble, 1 plain on the chain, miss 2, repeat from *d*. Fasten the rosette on the front of collar, even with the first leaf.

## PRETTY KNITTED OPERA OR HOUSE CAP,

IN SCARLET AND WHITE BERLIN WOOL.

BY A FRIEND TO THE "ROYAL MAGAZINE."

Walker's No. 6 pins. Cast on 60 stitches in scarlet Berlin wool. Knit 4 plain rows.

Tie on the white, purl a row, and commence the pattern.

1st row. Knit 2, \* forward, slip 1, knit 2 plain, pass the slip stitch over them, knit 1, repeat from \*.

2nd row. Purl.

3rd row. Knitted.

4th row. Purl.

5th row. Knit 4, \* forward, slip 1, knit 2 plain, pass the slip stitch over them, repeat from \*.

6th row. Purl.

7th row. Knitted.

8th row. Purl.

Join on the scarlet, and knit the above rows, and repeat the pattern again in white.

Join on the scarlet. Cast on 6 stitches, knit a row, cast on 6 more on the other side, knit 3 plain rows, and cast off, join it up the back of the head, take a crochet needle, and work 2 rows of double crochet round the cap rather loose, and add sarcenet ribbon for strings.

### A NARROW CROCHET EDGING.

BY MISS MORTON.

Manlove's Crochet Thread, No. 12; Penelope Crochet Needle, No. 3.

Make a chain of the required length, turn, fifteen chain, one plain in the fourth stitch, forming a round loop, three chain, miss three, one plain, repeat to the end; turn, miss five, eight plain in the round loop, repeat, and fasten off.

## A VERY PRETTY KNITTED LACE.

BY A YOUNG CONTRIBUTOR.

Manlove's Satin-laid Cotton, No. 8. Walker's Knitting Pins, No. 18.

Cast on 16 stitches.

1st row. Knit 3, make 2, purl 2 together, make 1, knit 2 together, make 1, knit 7, make 1, knit 2 together, knit 1.

2nd row. Knit 13, make 2, purl 2 together, make 1, knit 2 together, knit 1.

3rd row. Knit 3, make 2, purl 2 together, knit 1, make 1, knit 7, make 1, knit 2 together, knit 1.

4th row. Knit 14, make 2, purl 2 together, make 1, knit 2 together, knit 1.

5th row. Knit 3, make 2, purl 2 together, make 1, knit 2 together, knit 2, make 2, knit 2 together, knit 5, make 1, knit 2 together, knit 1.

6th row. Knit 10, purl 1, knit 4, make 2, purl 2 together, make 1, knit 2 together, knit 1.

7th row. Knit 3, make 2, purl 2 together, make 1, knit 2 together, knit 4, make 2, knit 2 together, knit 4, make 1, knit 2 together, knit 1.

8th row. Knit 4, make 2, knit 2 together, make 2, knit 2 together, knit 1, purl 1, knit 4, make 2, purl 2 together, make 1, knit 2 together, knit 1.

9th row. Knit 3, make 2, purl 2 together, make 1, knit 2 together, knit 3, purl 1, knit 2, purl 1, knit 4.

10th row. Cast off 7, knit 10, make 2, purl 2 together, make 1, knit 2 together, knit 1.


Commence again as at first row.

## ENIGMA.

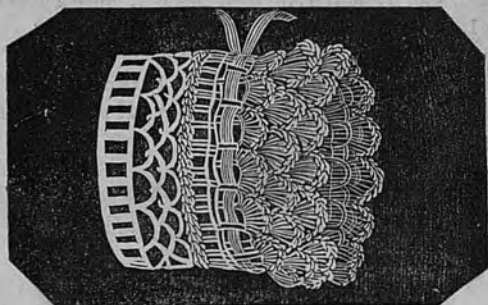
My *first* is the French of my *second*,  
And my whole is "twice blest."

E. L.






For Receipt, see page 51.




For Receipt, see page 58.





For Receipt, see page 59.



For Receipt, see page 56.

## FERN LACE KNITTED EDGING.

BY AMELIA.

Manlove's Satin-laid Thread, No. 4. Walker's Knitting Pins, No. 15.

Cast on 24 stitches.

1st row. P 2, O, T, O, T, O, P 3, O, A, A, O, P 3, O, P 6.

2nd row. P 2, O, A, O, B 17, P 2.

3rd row. P 2, O, T, O, T, O, P, O, T, P, T, T, P, T, O, P, O, T, O, P, O, P 3.

4th row. H, O, P 3, O, B, B 17, P 2.

5th row. P 2, O, T, O, T, O, P 3, O, A, A, O, P 3, O, P, O, T, P, T, O, P.

6th row. H, P 2, O, A, B 18, P 2.

7th row. P 2, O, T, O, T, O, P 5, O, T, O, P 5, O, T, O, P, O, P 3.

8th row. H, O, P 3, O, B, B 20, P 2.

9th row. P 2, O, T, O, T, O, P 7, O, P, O, P 7, O, P, O, T, P, T, O, P.

10th row. P 2, O, A, B 25, P 2.

11th row. P 2, O, T, O, T, O, P, O, P 2, T, P, T, O, P, O, P, O, P O, P 2, T, P, T, O, P, O, T, O, P, O, P 3.

12th row. H, O, P 3, O, B, B 28, P 2.

13th row. P 2, O, T, O, T, O, P 3, O, A, T, O, P 3, O, P, O, P 3, O, A, T, O, P 3, O, P, O, T, P, T, O, P.

14th row. P 2, O, A, B 31, P 2.

15th row. P 2, O, T, O, T, O, P, O, T, P, T, T, P, T, O, P, O, P, O, P, O, T, P, T, T, P, T, O, P, O, T, O, P, O, P 3.

16th row. H, O, P 3, O, B, B 30, P 2.

17th row. P 2, O, T, O, T, O, P 3, O, A, A, O,  
P 3, O, T, P 2, O, A, A, O, P 3, O, P, O, T, P, T,  
O, P.

18th row. P 2, O, A, B 29, P 2.

19th row. P 2, O, T, O, T, O, P, T, P, T, T, P,  
T, P, O, P, T, T, P, T, O, T, O, P, O, P 3.

20th row. H, O, P 3, O, B, B 23, P 2.

21st row. P 2, O, T, O, A, O, P, A, P, A, O, P,  
O, A, P, A, O, T, O, T, P, T, O, P.

22nd row. P 2, O, A, B 2, L, L, B 3, L, L, B 5, P 2.

23rd row. P 2, O, T, O, A, O, T, O, P 3, O, T, O,  
T, O, P, O, P 3.

24th row. P 2, O, P 3, O, B, B 14, P 2.

25th row. P 2, O, T, O, T, O, T, O, P 5, O, T, O,  
P, O, T, P, T, O, T.

26th row. P 2, O, A, B 17, P 2.

27th row. P 2, O, T, O, T, O, T, O, P 7, O, T,  
O, T, O, P, O, P 3.

28th row. H, O, P 3, O, B, B 18, P 2.

29th row. B 2, O, T, O, A, P, O, P, O, P 2, T,  
P, T, O, P, O, P, T, O, T, P, T, O, P.

30th row. P 2, O, A, B 19, P 2.

31st row. P 2, O, T, O, A, O, P 3, O, T, A, O,  
P 3, O, A, O, P, O, P 3.

32nd row. H, O, P 3, O, B, B 17, P 2.

33rd row. P 2, O, T, O, T, O, P, O, T, P, T, T,  
P, T, O, P, O, P, O, T, P, T, O, P.

34th row. P 2, O, A, B 18, P 2.

Commence again at 1st row.

## CROCHET CUFF IN SHADED WOOL.

Penelope Crochet Needle, No. 2.

40 chain. 1st row single open crochet.

2nd and 3rd rows. 4 chain, miss 2, 1 plain, 4 chain, miss 2, 1 plain, repeat.

4th row. Plain crochet, 3 plain stitches in each loop.

5th row. Single open crochet.

6th and 7th rows. 4 chain, miss 2, 1 plain.

8th row. 2 treble in 1 loop, 2 chain, repeat.

9th and 10th rows. Single open crochet.

1 plain, 1 chain, 1 treble, 1 chain, 1 treble, 1 chain, 1 treble, in one loop, miss 1, and repeat 2nd and 3rd rows, the same worked on the 2nd and 3rd rows of the cuff, forming altogether 3 rows of leaves.

## KNITTED INSERTION.

BY MISS BAILEY.

Walker's Knitting Pins, No. 17; Manlove's Satin-laid Cotton, No. 7.

Cast on 14 stitches on pins, according to taste.

1st row. P 3, O, O, P 2, O, P, O, P, O, P, T, O, P, T, B.

2nd row. H, P 4, B 5, P 2, O, O, T, P 3.

3rd row. P 3, B, P 3, B 7, P 2, O, O, T, P 3.

4th row. P 3, O, O, T, A, T, P, O, T, P 7, T, O, A, O, P, P 2, S 1.

5th row. P 1, B, O, A, S, O, B, P 7, T 5.

6th row. H, P 4, B 13, P, O, O, T, P 2.

7th row. Same as 1st.

8th row. Same as 3rd.

9th row. H, P 4, B 10, O, O, T, A.

10th, 11th, and 12th rows. Same as 5th and 6th.

# CROCHET PATTERN FOR A COLLAR.

BY MISS MORTON.

Manlove's Crochet Thread, No. 9; Penelope Crochet Needle, No. 3.

Make a chain of 234 stitches; fasten the end by putting the thread through the loop, turn, 12 plain, (7 chain, miss 3, 1 plain to the end of the row, leaving 12 stitches to correspond with the other side.)

2nd row. 4 plain in the seven chain of the former row, "7 chain, 1 plain in the next 7 chain," repeat.

3rd, 4th, 5th, 6th, and 7th rows. Like 2nd row.

8th row. 4 plain, "8 chain, 1 plain," repeat to the end.

9th, 10th, and 11th rows. Like 8th row.

12th row. 5 plain, "9 chain, 1 plain."

13th row. 6 plain, "4 chain, 1 plain," repeat to the end of the row, and fasten off.

14th row. Commence at the foundation, 7 chain, miss 3, 1 plain, repeat.

15th row. 8 chain, 1 plain in the centre of the seven chain, repeat.

16th row. 9 chain, 1 plain, repeat.

17th row. 10 chain, 1 plain, repeat to the end, and fasten off.

# KNITTED ESCUTCHEON PATTERN,

FOR CHAIR TIDIES, DOYLEYS, ETC.

BY BEATRICE.

Manlove's Satin-laid Thread, No. 4; Walker's Knitting Pins, No. 10.

Cast on any number of stitches that may be divided by 8.

1st row. Make 1, slip 1, knit 2 together, draw the slip stitch over, make 1, knit 5. Continue this throughout the row.

2nd row. Purl.

Repeat these rows alternately three times, making in all 4 turns.

9th row. Make 1, knit 3, make 1, knit 2 together, knit 1, knit 2 together, repeat.

10th row. Purl.

11th row. Make 1, knit 1, make 1, slip 1, knit 2 together, draw the slip stitch over, repeat.

12th row. Purl.

Re-commence as at first, only to preserve the pattern even, it will be found requisite to knit 4 *together* instead of 2; this only to be done in the first pattern.

---

### MUSIC AND MEMORY.

---

Music; when soft voices die,  
Vibrates in the memory;  
Odours, when sweet violets sicken,  
Live within the sense they thicken.

Rose-leaves, when the rose is dead,  
Are heaped for the beloved's bed;  
And so thy thoughts, when thou art gone,  
Love itself shall slumber on.

BEATRICE.

---

INVENTION is the talent of youth and judgment of age; so that our judgment grows harder to please when we have fewer things to offer it: this goes through the whole commerce of life. When we are old, our friends find it difficult to please us, and are less concerned whether we be pleased or not.—*Swift*.



Black on Green Labels.  
Satin-laid Sewing and  
Netting Cotton.

Carved Oak Reel, Satin-laid  
Sewing and Netting Cotton.

Black on White Labels.  
Crochet Work only.

MANLOVE'S CROCHET THREAD, KNITTING COTTON, AND SATIN-LAID NETTING AND SEWING COTTON, all the numbers of which are the same as those recommended in *Mdlle. Reigo's Books*; also in *Mrs. Mee's*.

To be had wholesale and retail of most respectable Haberdashers in town and country.


Manufactory, Holy Moor Mill, Chesterfield.

## *H. Walker's Needles*



H. WALKER'S NEEDLES, (by authority the "Queen's Own") with the new large eyes, are easily threaded, even by the blind, and have improved points, temper, and finish. The labels are correct likenesses of the Queen and Prince Albert, in relief on coloured grounds. Sent free by post, by any respectable dealer, on receipt of 13 stamps for every 1s. value.

H. Walker's "Needles for the Million" are about half, and his "Dorcas Needles" one-third the price of the "Queen's Own."



H. Walker manufactures the Registered "Penelope Crochet Needle." Being passed through the handle it is immovable, and the point is always in the axis of its work:—also, improved Hooks and Eyes, Fish-hooks, Steel Pens, &c. Gresham Street West, New Post Office, London.

### TO DRAPERS, SHIPPERS, AND TRIMMING DEALERS.

**W.** H. BALL begs to inform his friends he has removed his business from 126 to No. 32, Wood Street, and has just received a splendid stock of Plaid Gimps, Fringes, Polka Cords, and every description of Buttons, Girdles, Tassels, &c., expressly made for the new Tweed Plaids.

Expressly to Mantle Makers.

W. H. Ball has great pleasure in informing the trade he has succeeded in producing the most beautiful Velvet trimmings ever yet seen.

Please copy the Address, W. H. Ball, No. 32, Wood Street, Cheap side, London.



*Now ready,*  
THE  
ROYAL FAMILY KNITTING, NETTING,  
AND  
CROCHET BOOK.

**By Mrs. J. W. Giles.**

Illustrated in the first style. The largest, cheapest, and choicest Book for Ladies ever published.

London: Published by Sherwood & Co., Paternoster Row; and can be had of J. W. Giles, 134, Aldersgate Street, price 6d.; post free, 8d.

SHAKSPEARE HOUSE, 134, ALDERSGATE STREET,  
(Opposite Jewin Street), London.

**J.** W. GILES, Manufacturer of Coach Lace, Fringe, Tassels, Bell Ropes. Upholsterers' and Fancy Dress Trimmings, of every description, Haberdashery, Hosiery, Stationery, and Perfumery, wholesale and for exportation. Knitting, Netting, Crochet, and Fancy Needlework Instruction Books in great variety. Importer of every description of Foreign Wools, Silks, Fancy Needlework, Knitting and Netting Goods. Berlin Patterns, Canvasses, Steel Beads, Purse Ornaments, Perfumery, and Foreign Goods. Knitting, Netting, Crochet, and Fancy Needlework finished on the shortest notice. Dress Trimmings, Gimps, &c., in any quantity, made to order in 24 hours' notice, to any colour or pattern.

J. W. Giles begs to note that Ladies who are commencing in the Berlin Wool and Fancy Trade, can be supplied with every requisite cheaper than at any other house in London.

Just Published, Nos. 15 to 30, new series, (and to be continued), 1d. each; Post free for 2 stamps,

**G**ILES'S Raised Netting, Knitting, Crochet. Fancy Needlework, and EMBROIDERY INSTRUCTION TABLETS, containing Receipts for Raised Lace Collars, Edgings, Mittens, Cuffs, Anti-Macassars, Curtains, Lace Caps, Berthes, Pelerines, Lace Fringes for Curtains, &c. Packets of the above, 1s., containing 15 Illustrated Receipts, post free for 18 stamps, of the Publisher, J. W. Giles, at his Fancy Warehouse, 134, Aldersgate Street, London; and can be had of all Booksellers, Stationers, &c., throughout the kingdom.

Also, price 6d., post-free, 8d.,

The GIFT KNITTING, RAISED NETTING, and CROCHET BOOK, by Mrs. Giles. Illustrated. Containing the choicest number of patterns yet produced of Raised Netted Collars, Edgings, Caps, Curtains, Cuffs, Pelerines, &c.

Also, The LADIES' REPOSITORY of Receipts in Knitting, Netting and Crochet; splendidly illustrated By Madame Chardin. Consisting of Bonnets, Caps, Polka Jackets, Collars, Edgings, Garters, Cuffs, Bonnet Preservers, Anti-Macassars, &c. Sixpence, or post free for 8 stamps.

Also, 3d. plain, or 6d. printed in Gold or Silver, the Royal Star Knitting, Netting, Crochet Hook, Pin and Needle Gauge, for correct measurement of Knitting Pins, Needles, and Hooks. Post-free, 1d. extra.

London: J. W. GILES, 134, Aldersgate Street.