

No. 3.

Price One Penny.

THE  
EXHIBITION KNITTING, ROYAL  
AND  
CROCHET BOOK.



BY W. CARTER.

London: Published by J. T. Wood, Holborn Street, Strand.

SOLD BY ALL BOOKSELLERS.

4/4/50

He amwood

2 together, pass the slip-stitch over, make 1, knit 3, make 1, knit 2.

*11th Row.*—Slip 1, knit 1, make 1, knit 2 together, make 1, knit 1, slip 1, knit 2 together, pass the slip-stitch over, knit 1, make 1, knit 1, make 1, knit 1, slip 1, knit 2 together, pass the slip-stitch over, knit 1, make 1, knit 2.

*13th Row.*—Slip 1, knit 1, then make 1 slip 1, knit 2 together, and pass the slip-stitch over twice, make 1, knit 3, make 1, slip 1, knit 2 together, pass the slip-stitch over, make 1, knit 2 together, knit 1.

*15th Row.*—Slip 1, knit 1, make 1, slip 1, knit 3 together, pass the slip-stitch over, make 1, knit 1, slip 1, knit 2 together, pass the slip-stitch over, knit 1, make 1, slip 1, knit 2 together, pass the slip-stitch over, knit 1.

*17th Row.*—Slip 1, knit 1, then make 1, slip 1, knit 2 together, and pass the slip-stitch over twice, make 1, knit 2 together, knit 1.

*19th Row.*—Slip 1, knit 1, make 1, slip 1, knit 2 together, pass the slip-stitch over,

knit 1, make 1, slip 1, knit 2 together, pass the slip-stitch over.

*20th Row.*—Make 1, slip 1, knit 1, pass the slip-stitch over, purl 5, and repeat from 1st row for the length required.

### 48. EDGING.

Carter's Needles, No. 20; and Manlove's Crochet Thread, No. 9. Cast on 7 stitches.

*1st Row.*—Slip 1, knit 1, make 1, knit 2 together, then make 1 and knit 1 for 3 times.

*2nd*, and all the back rows, purl.

*3rd Row.*—Slip 1, knit 1, make 1, knit 2 together, then make 1 and knit 1 for 6 times.

*5th Row.*—Slip 1, knit 1, make 1, knit 2 together, make 1, slip 1, knit 2 together, pass the slip-stitch over, make 1, knit 1, make 1, slip 1, knit 2 together, pass the slip-stitch over, make 1, knit 1, make 1, slip 1, knit 2 together, pass the slip-stitch over, make 1, knit 1.

*7th Row.*—Slip 1, knit 1, make 1, slip 1, knit 2 together, pass the slip-stitch over,

make 1, knit 1, make 1, slip 1, knit 2 together, pass the slip-stitch over, make 1, knit 1, make 1, slip 1, knit 2 together, pass the slip-stitch over, make 1, knit 1, make 1, knit 2 together.

*9th Row.*—Slip 1, knit 1, make 1, knit 2 together, make 1, knit 3, make 1, knit 2 together, make 1, knit 1, make 1, slip 1, knit 2 together, pass the slip-stitch over, make 1, knit 1, make 1, knit 2 together.

*10th Row.*—Bind off 11, purl 6, and repeat from 1st row for the length required.

## 49. EDGING. X

Carter's Needles, No. 16; and Manlove's Crochet Thread, No. 4. Cast on 7 stitches.

*1st Row.*—Slip 1, knit 1, make 1, knit 2 together, make 1, knit 1, make 1, knit 2, drop 1.

*2nd Row.*—Make 2, slip 1, knit 1, pass the slip-stitch over, and purl the remainder. All the back rows are the same.

*3rd Row.*—Slip 1, knit 1, make 1, knit 2 together, then make 1 and knit 1 for 3 times, make 1, knit 2, drop 1.

*5th Row.*—Slip 1, knit 1, then make 1 and knit 2 together twice, knit 1, make 1, knit 1, make 1, knit 1, knit 2 together, make 1, knit 2, drop 1.

*7th Row.*—Slip 1, knit 1, then make 1 and knit 2 together twice, knit 2, make 1, knit 1, make 1, knit 2, knit 2 together, make 1, knit 2, drop 1.

*9th Row.*—Slip 1, knit 1, then make 1 and knit 2 together twice, knit 7, knit 2 together, make 1, knit 2, drop 1.

*11th Row.*—Slip 1, knit 1, then make 1 and knit 2 together twice, knit 2, slip 1, knit 2 together, pass the slip-stitch over, knit 2, knit 2 together, make 1, knit 2, drop 1.

*13th Row.*—Slip 1, knit 1, then make 1 and knit 2 together twice, knit 1, slip 1, knit 2 together, pass the slip-stitch over, knit 1, knit 2 together, make 1, knit 2, drop 1.

*15th Row.*—Slip 1, knit 1, then make 1 and knit 2 together twice, slip 1, knit 2

16 D together, pass the slip-stitch over, knit 2 together, make 1, knit 2, drop 1.

17th Row.—Slip 1, knit 1, then make 1, slip 1, knit 2 together, and pass the slip-stitch over twice, make 1, knit 2 together, knit 1, drop 1.

18 D 19th Row.—Slip 1, knit 1, make 1, slip 1, knit 2 together, pass the slip-stitch over, knit 1, knit 2 together, knit 1, drop 1.

20th Row.—Make 2, slip 1, knit 1, pass the slip-stitch over, purl 5, and repeat from 1st row for the length required.

## 50. EDGING. X

Carter's Needles, No. 16; and Manlove's Crochet Thread, No. 2. Cast on 15 stitches.

1st Row.—Slip 1, knit 1, make 1, slip 1, knit 2 together, pass the slip-stitch over, make 1, knit 1, then make 1 and knit 2 together for 3 times, knit 2, drop 1.

2nd Row.—Make 2, slip 1, knit 1, pass

the slip-stitch over, purl the remainder. All the back rows are the same.

*3rd Row.*—Slip 1, knit 1, make 1, knit 2 together, make 1, knit 3, then make 1 and knit 2 together 3 times, knit 1, drop 1.

*5th Row.*—Slip 1, knit 1, make 1, knit 2 together, make 1, knit 5, then make 1 and knit 2 together 3 times, drop 1.

*7th Row.*—Slip 1, knit 1, make 1, slip 1, knit 2 together, pass the slip-stitch over, make 1, knit 1, slip 1, knit 2 together, pass the slip-stitch over, knit 1, then make 1 and knit 2 together twice, make 1, knit 2, drop 1.

*9th Row.*—Slip 1, knit 1, then make 1, slip 1, knit 2 together, and pass the slip-stitch over twice, you will now make 1 and knit 2 together twice, make 1, knit 3, drop 1.

*10th Row.*—The same as the 2nd; and repeat from 1st row for the length required.





## 51. EDGING.

Carter's Needles, No. 18; and Manlove's Crochet Thread, No. 5. Cast on 7 stitches.

*1st Row.*—Slip 1, knit 1, make 1, knit 2 together, knit 3.

*2nd Row.*—Make 1, knit 1, make 2, slip 1, knit 3 together. pass the slip-stitch over, make 1, knit 2 together.

---

## 52. EDGING.

Carter's Needles, No. 20; and Manlove's Crochet Thread, No. 9. Cast on 9 stitches.

*1st Row.*—Slip 1, knit 1, make 1, knit 2 together, then make 1 and knit 1 for 5 times.

*2nd,* and all the back rows, purl.

*3rd Row.*—Slip 1, knit 1, make 1, knit 2 together, make 1, knit 3, make 1, knit 1, make 1, knit 3, make 1, knit 1, make 1, knit 2 together.

*5th Row.*—Slip 1, knit 1, make 1, knit 2 together, make 1, knit 5, make 1, knit 1,

make 1, knit 5, make 1, knit 1, make 1, knit 2 together.

*7th Row.*—Slip 1, knit 1, make 1, knit 2 together, you now pass 6 stitches over the first stitch on the left hand needle, make 1, knit 2 together, pass 6 stitches over the first stitch on the left hand needle, make 1, knit 2 together, knit 2 together.

*8th Row.*—Purl; and repeat from 1st row for the length required.


---

### 53. EDGING.

Carter's Crochet Hook, No. 18; and Manlove's Crochet Thread, No. 2.

Make a chain of 12 stitches, turn, miss 5, work 1 treble, chain 2, miss 2, work 1 treble, chain 2, miss 2, work 1 treble, turn, and the

*1st Row.*—Chain 5, miss 2 of the foundation, work 1 treble at the top of the treble stitch of the last row, chain 2, miss 2, work



47




48



49




50





51



52







53



54




55

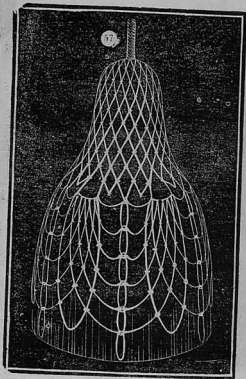















58



59



60





17

18

19

20

21

22

23

24

25

26

27

28

29

30

31

32

33

34

35

36

37

38

39

40

41

42

43

44

45

46

47

48

49

50

51

52

53

54

55

56

57

58

59

60

61

62

63

64

65

66

67

68

69

70

71

72

73

74

75

76

77

78

79

80

81

82

83

84

85

86

87

88

89

90

91

92

93

94

95

96

97

98

99

100

101

102

103

104

105

106

107

108

109

110

111

112

113

114

115

116

117

118

119

120

121

122

123

124

125

126

127

128

129

130

131

132

133

134

135

136

137

138

139

140

141

142

143

144

145

146

147

148

149

150

151

152

153

154

155

156

157

158

159

160

161

162

163

164

165

166

167

168

169

170

171

172

173

174

175

176

177

178

179

180

181

182

183

184

185

186

187

188

189

190

191

192

193

194

195

196

197

198

199

200

201

202

203

204

205

206

207

208

209

210

211

212

213

214

215

216

217

218

219

220

221

222

223

224

225

226

227

228

229

230

231

232

233

234

235

236

237

238

239

240

241

242

243

244

245

246

247

248

249

250

251

252

253

254

255

256

257

258

259

260

261

262

263

264

265

266

267

268

269

270

271

272

273

274

275

276

277

278

279

280

281

282

283

284

285

286

287

288

289

290

291

292

293

294

295

296


297

298


299

300


61



62




63







64



65



66



1. The first part of the paper is devoted to a general discussion of the problem of the existence of solutions of the system of equations (1) for arbitrary values of the parameters  $\alpha$  and  $\beta$ . It is shown that the system has solutions for all values of the parameters  $\alpha$  and  $\beta$  if the function  $f(x)$  is continuous and has a bounded derivative.

2. In the second part of the paper the problem of the existence of solutions of the system of equations (1) for arbitrary values of the parameters  $\alpha$  and  $\beta$  is solved. It is shown that the system has solutions for all values of the parameters  $\alpha$  and  $\beta$  if the function  $f(x)$  is continuous and has a bounded derivative.

3. In the third part of the paper the problem of the existence of solutions of the system of equations (1) for arbitrary values of the parameters  $\alpha$  and  $\beta$  is solved. It is shown that the system has solutions for all values of the parameters  $\alpha$  and  $\beta$  if the function  $f(x)$  is continuous and has a bounded derivative.

1 treble at the top of the next treble of the last row,\* then chain 5 and work 1 double for 6 times in the round loop of the five chains of the last row, turn, and work the

*2nd Row.*—Chain 5 and work 1 double in the centre of each of the five chains of the last row, chain 5, work 1 treble at the top of the first treble stitch of the last row, chain 2, miss 2, work 1 treble, chain 2, miss 2, and work 1 treble, turn, and work the

*3rd Row.*—Chain 5, work 1 treble at the top of the one treble of the last row, chain 2, miss 2, work 1 treble at the top of the one treble of the last row, then chain 5 and work 1 double in the centre of each of the five chains of the last row, turn, and work the

*4th Row.*—The same as the 2nd; and repeat from 1st row for the length required.

---

## 54. EDGING.

Carter's Crochet Hook, No. 20; and Manlove's Crochet Thread, No. 6.

Make a chain of 12 loops, turn, miss 5,

work 1 treble, chain 2, miss 2, work 1 treble, chain 2, miss 2, work 1 treble, turn, and work the

*1st Row.*—Chain 5, work 1 treble at the top of the first treble stitch of the last row, chain 2, miss 2, work 1 treble chain 5, then work as follows in the first five chains of the last row:—1 treble, chain 3, work 2 treble, chain 3, work 2 treble, chain 3, work 1 treble turn, and work the

*2nd Row.*—Work 2 treble in the first three chains of the last row, chain 3, work 2 treble in the same three chains as before, chain 2, work 2 treble in the next three chains of the last row, chain 3, work 2 treble in the same three chains as before, chain 2, work 2 treble in the next three chains of the last row, chain 3, work 2 treble in the same three chains as before, chain 5, work 1 treble at the top of the first treble stitch of the last row, chain 2, miss 2, work 1 treble, chain 2, miss 2, work 1 treble, turn, and work the

*3rd Row.*—Chain 5, work 1 treble at the top of the one treble of the last row, chain 2, miss 2, work 1 treble, chain 5, work 3 treble

in the centre of the first three chains of the last row, chain 3, work 3 treble in the same three chains as before, chain 4, work 3 treble in the centre of the next three chains, chain 3, work 3 treble in the same three chains as before, chain 4, work 3 treble in the centre of the next three chains of last row, chain 3, work 3 treble in the same three chains as before, turn, and work the

*4th Row.*—Work 3 treble in the centre of the first three chains of the last row, chain 3, work 3 treble in the same three chains as before, chain 5, work 3 treble in the centre of the next three chains of the last row, chain 3, work 3 treble in the same three chains as before, chain 5, work 3 treble in the centre of the next three chains of the last row, chain 3, work 3 treble in the same three chains as before, chain 5, work 1 treble at the top of the one treble of the last row, chain 2, miss 2, work 1 treble, chain 2, miss 2, work 1 treble, and repeat from 1st row for the length required.

## 55. EDGING.

Carter's Crochet Hook, No. 22; and Manlove's Crochet Thread, No. 6.

Make a chain the length required, allowing 6 loops for each pattern.

*1st Row.*—Chain 4, miss 2, work 1 double, and repeat to the end.

*2nd Row.*—Work 1 treble in the centre of the four chains of the last row, chain 3, work 1 treble in the same loop as before, and repeat to the end.

*3rd Row.*—Plain 1 in the first three chains of the last row, chain 3, work 4 treble in the centre of the next three chains of the last row, chain 3, and repeat to the end.

## 56. BABY'S BOOT.

Carter's Crochet Hook, No. 14; and Berlin Wool, Pink and White.

With the pink make 36 chain loops, and join it to form the round.

*1st Round.*—Work double crochet.

*2nd Round.*—Join on the white, and work 6 rounds in the top loops double crochet.

*9th Round.*—Pass the hook through the front and back loops, and work them in double crochet stitch, repeat thus for 9 rounds.

*19th Round.*—Form the boot level from the commenced part, and 4 stitches on the right hand side the centre, work 1 double on the first side of the loop, and 1 on the top, so as to raise one stitch, work 8 stitches and raise as before, work 2 stitches and break off. You now join on and raise in the same stitch as before (the first one), work to the second raise, work the two stitches and work the loop with the third, work round the heel to the first raising place and raise as before, work to the second and there raise again, work 2 stitches and break off as before. Continue raising in the two places, and work once round the heel and twice across the toe, 4 times in all, which will show the 4 ends on the left hand side and 3 on the right. You now join on the pink and work on the top stitch double

crochet twice across the toe and once round the heel for 4 rounds more, work round without raising, then level the two sides, and at the heel gather 6 stitches and work them all as 1 stitch. Join the two sides together by passing the hook through the first and second sides and working them as one stitch until you come within twelve stitches of the end, then work them the reverse way, so as to form a square toe. Stitch on a rosette, and run a ribbon round the leg, which will complete the boot.

---

### 57. TASSEL COVER.

Netting Needle, No. 14,  
and a Mesh this width,  
and Manlove's Crochet  
Thread, No. 000.



Make a foundation of 20 loops, and work 8 rows plain.

*9th Round.*—Work 2 stitches in the first loop, miss the next loop, work 9 stitches in the next loops, miss 1, and repeat round.



*10th Round.*—Work 2 stitches in one loop, miss 1, work 3, miss 1, and repeat round.

*11th Round.*—Work 2 stitches in one loop, miss 1, work 7, miss 1, and repeat round.

*12th Round.*—Work 2 stitches in one loop, miss 1, work 7, miss 1, and repeat round.

*13th Round.*—Work 2 stitches in one loop, miss 1, work 5, miss 1, and repeat round.

*14th Round.*—Work 2 stitches in one loop, miss 1, work 4, miss 1, and repeat round.

*15th Round.*—Work 2 stitches in one loop, miss 1, work 3, miss 1, and repeat round.

*16th Round.*—Work 2 stitches in one loop, miss 1, work 2, miss 1, and repeat round, which will complete the cover.

## 67. EDGING.

Carter's Needles, No. 18; and Manlove's Crochet Thread, No. 5. Cast on 21 stitches.

*1st Row.*—Slip 1, make 1, knit 2 together, make 1, knit 1, make 1, slip 1, knit 2 together, pass the slip-stitch over, then make 1 and knit 2 together for 6 times, knit 1, drop 1.

*2nd Row.*—Make 2, slip 1, knit 1, pass the slip-stitch over, purl 15, knit 1, make 1, knit 2 together.

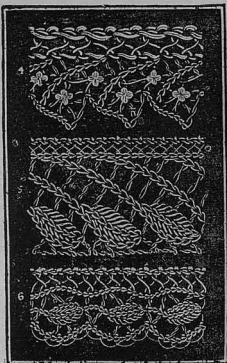
*3rd Row.*—Slip 1, make 1, knit 2 together, make 1, knit 3, make 1, slip 1, knit 2 together, pass the slip-stitch over, then make 1 and knit 2 together for 5 times, knit 1, drop 1.

*4th Row.*—The same as the 2nd.

*5th Row.*—Slip 1, make 1, knit 2 together, make 1, knit 5, make 1, slip 1, knit 2 together, pass the slip-stitch over, then make 1 and knit 2 together for 4 times, knit 1, drop 1.

*6th Row.*—The same as the 2nd.

*7th Row.*—Slip 1, make 1, knit 2 to-





## KNITTING.

5

### 4. EDCING.

Carter's Needles, No. 18; and Manlove's Crochet Thread, No. 4. Cast on 8 stitches.

*1st Row.*—Slip 1, knit 1, then make 1 and knit 1 for 6 times.

*2nd Row.*—Make 1, knit 1, make 1, slip 1, knit 2 together, pass the slip-stitch over, make 1, knit 1, make 1, slip 1, knit 2 together, pass the slip-stitch over, make 1, knit 1, make 1, slip 1, knit 2 together, pass the slip-stitch over, make 1, knit 2 together.

*3rd Row.*—Slip 1, knit 1, then make 1 and knit 2 together 6 times.

*4th Row.*—Bind off 6, purl 4, knit 1, make 1, knit 2 together.

### 5. EDCING.

Carter's Needles, No. 20; and Manlove's Crochet Thread, No. 9. Cast on 11 stitches.

*1st Row.*—Slip 1, knit 1, then make 1

and knit 2 together 3 times, make 1, knit 1, make 1, knit 2 together.

*2nd Row.*—Slip 1, purl 8, knit 1, make 1, knit 2 together.

*3rd Row.*—Slip 1, knit 1, make 1, slip 1, knit 2 together, pass the slip-stitch over, knit 1, make 1, knit 2 together, make 1, knit 3, make 1, knit 1.

*4th Row.*—Slip 1, purl 9, knit 1, make 1, knit 2 together.

*5th Row.*—Slip 1, knit 1, make 1, slip 1, knit 2 together, pass the slip-stitch over, make 1, knit 2 together, make 1, knit 1, slip 1, knit 2 together, pass the slip-stitch over, knit 1, make 1, knit 1.

*6th Row.*—Slip 1, purl 8, knit 1, make 1, knit 2 together.

*7th Row.*—Slip 1, knit 1, make 1 and knit 2 together twice, make 1, slip 1, knit 3 together, pass the slip-stitch over, make 1, knit 2.

*8th Row.*—Slip 1, purl 7, knit 1, make 1, knit 2 together.

## KNITTING.

7

### 6. EDGING.

Carter's Needles, No. 16; and Manlevé's Crochet Thread, No. 4. Cast on 7 stitches.

*1st Row.*—Slip 1, knit 1, make 1, knit 2 together, make 1, knit 1, make 1, knit 2.

*2nd Row.*—Make 1, knit 2 together, purl 4, knit 1, make 1, knit 2 together.

*3rd Row.*—Slip 1, knit 1, make 1, knit 2 together, make 1, knit 3, make 1, knit 2.

*4th Row.*—Make 1, knit 2 together, purl 6, knit 1, make 1, knit 2 together.

*5th Row.*—Slip 1, knit 1, make 1, slip 1, knit 2 together, pass the slip-stitch over, make 1, slip 1, knit 2 together, pass the slip-stitch over, make 1, knit 2 together, knit 1.

*6th Row.*—Make 1, knit 2 together, purl 4, knit 1, make 1, knit 2 together.

*7th Row.*—Slip 1, knit 1, make 1, slip 1, knit 2 together, pass the slip-stitch over, make 1, knit 1, make 1, knit 2 together, knit 1.

*8th Row.*—Make 1, knit 2 together, purl 2 together, purl 2 together, knit 1, make 1, knit 2 together.

## 7. EDGING.

Carter's Crochet Hook, No. 18; and Manlove's Crochet Thread, No. 4.

Make a chain the length required, allowing 10 loops for each pattern; work 1 row treble, and fasten off at the end of every row.

*1st Row.*—Plain 1, chain 7, miss 5, and repeat to the end.

*2nd Row.*—Plain 1 in the centre of the seven chains of the last row, chain 7, and repeat to the end.

*3rd Row.*—Work 9 treble in the first seven chains of the last row, then work 1 treble in the centre of the next seven chains of the last row, chain 3, work 1 treble in the centre of the same seven chains as before, and repeat to the end.


*4th Row.*—Work 7 treble in the centre at the top of the nine treble of the last row, chain 2, work 1 treble in the centre of the three chains of the last row, chain 3, work 1 treble in the same three chains as before, chain 2, and repeat to the end.

*5th Row.*—Work 5 treble in the centre at







18




19



20





*New Publishing, One Penny Each.*

## **LONDON ILLUSTRATED,**

On Enamelled Cards, and Gelatine.

## **POETRY CARDS,**

Perforated, Gold, Gelatine, &c.

## **THE FRUGAL COOK,**

Complete in 12 Numbers.

**ALMANACKS & VALENTINES.**

## **Knitting, Netting, and Crochet Books.**


**SONG AND TOY BOOKS,**

WITH

**EVERY REQUISITE FOR GENERAL TRADE.**

**LIST ON APPLICATION.**

*J. T. WOOD, Holwell Street, Strand.*



*New Publishing, One Penny Each.*

# **LONDON ILLUSTRATED,**

On Enamelled Cards, and Gelatine.

## **POETRY CARDS,**

Perforated, Gold, Gelatine, &c.

## **THE FRUGAL COOK,**

Complete in 12 Numbers.

## **ALMANACKS & VALENTINES.**

## **Knitting, Netting, and Crochet Books.**

## **SONG AND TOY BOOKS,**

WITH

## **EVERY REQUISITE FOR GENERAL TRADE.**

LIST ON APPLICATION.

*J. T. WOOD, Holywell Street, Strand.*