

22 from 1 No 11

THE
KNITTED
LACE COLLAR
RECEIPT BOOK.

PRICE SIXPENCE.

LONDON:
SIMPKIN, MARSHALL, AND CO.

GRAVESEND: G. J. BAYNES
PUBLIC LIBRARY, BERLIN WOOL AND FANCY
REPOSITORY,

60, WINDMILL STREET.

MAY BE HAD OF ALL BOOKSELLERS AND FANCY DEPOTS.

KRL 746.226 BAY
RR

00376338



KNITTED LACE COLLAR.

No. 1.



KNITTED LACE COLLAR.

No 2.





THE
KNITTED LACE COLLAR
RECEIPT BOOK:

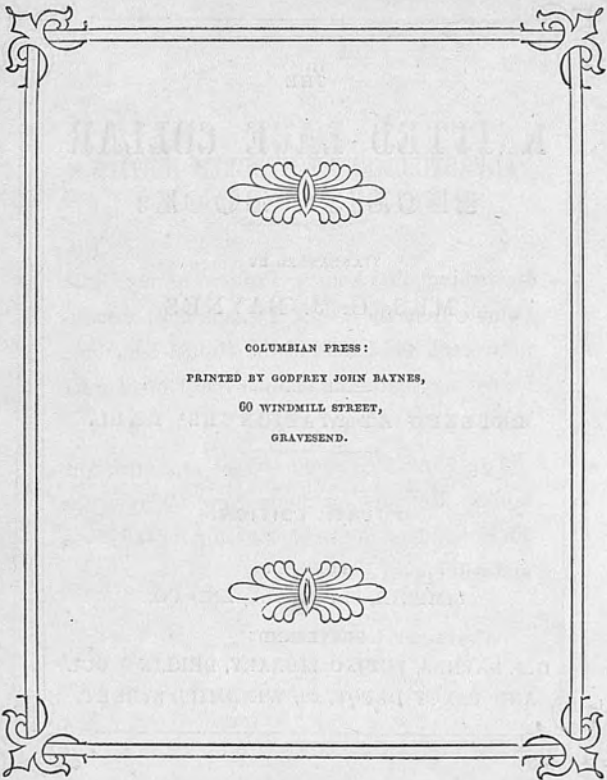
ARRANGED BY
MRS. G. J. BAYNES.

ENTERED AT STATIONERS' HALL.

FOURTH EDITION.

LONDON:
SIMPKIN, MARSHALL, AND CO.

GRAVESEND:
G. J. BAYNES, PUBLIC LIBRARY, BERLIN WOOL
AND FANCY DEPOT, 60, WINDMILL STREET.



COLUMBIAN PRESS:

PRINTED BY GODFREY JOHN BAYNES,

60 WINDMILL STREET,

GRAVESEND.



ADVERTISEMENT TO FOURTH EDITION.

In issuing the Fourth Edition of my little Volume from the Press, I again most respectfully thank the Ladies of the United Kingdom, for the very flattering manner the Three former Editions have been received.

THE SECOND SERIES has been reprinted, containing Receipts for Four New Collars; the Third and Last Series is preparing for the Press, and will appear immediately.

GRAVESEND, 1846.

THE Berlin Wool and Fancy Trade are respectfully informed, that these COLLARS are Registered, and may be had Wholesale of the Proprietor, 60, WINDMILL STREET, GRAVESEND.

☞ N.B. None are genuine unless bearing the registered mark.

~~~~~  
INSTRUCTION GIVEN

IN

**KNITTING, NETTING, AND CROCHET.**

~~~~~  
THE APPEARANCE OF EACH COLLAR MAY BE CONSIDERABLY IMPROVED, BY SEWING ON A LACE PEARL EDGE.

~~~~~  
*☞ The size of the Needles are given according to the Eagle Card Board Gauge.*



KNITTED LACE COLLAR,

No. 1.

~~~~~  
**Needles, No. 16. Clarke's Cable Laid Thread,
No. 30; or Boar's Head Cotton, No. 34.**
~~~~~

CAST ON TWENTY-FIVE STITCHES, AND KNIT ONE  
ROW PLAIN.

**FIRST ROW.**—Slip one, knit two, thread forward and knit two together, knit two, thread forward two together, put the thread twice round the pin, and knit two together eight times (passing the cotton twice round the pin before knitting the two together each time); this must be observed in the 3rd, 5th, and 7th rows, and also in the decreasing.

**SECOND ROW.**—Knit two and purl one, repeat this seven times, knit nine plain.

**THIRD Row.**—Slip one, knit two, thread forward and knit two together, knit two, thread forward two together, put the thread twice round the pin, and knit two together twelve times.

**FOURTH Row.**—Knit two and purl one, repeat this eleven times, knit nine plain.

**FIFTH Row.**—Slip one, knit two, thread forward and knit two together, knit two, thread forward and knit two together, put the thread twice round the pin, and knit two together eighteen times.

**SIXTH Row.**—Knit two and purl one, repeat this seventeen times, knit nine plain.

**SEVENTH Row.**—Slip one, knit two, thread forward and knit two together, knit two, thread forward and knit two together, put the cotton twice round the pin, and knit two together twenty-seven times.

**EIGHTH Row.**—Knit two and purl one, repeat this twenty-six times, knit nine plain.

**NINTH Row.**—Slip one, knit two, thread forward and knit two together, knit two, thread forward and knit two together, knit two together forty times, knit one plain.

**TENTH Row.**—Cast off ten stitches, which will leave thirty-nine on your left hand pin, and one on your right; knit two together fifteen times, knit nine plain.

*The above ten rows will form one Scallop; then commence again, as at the first row, until fifteen Scallops are completed.*



To make both ends of this Collar of an equal depth, it will be necessary to decrease: the fashionable size for the Collar will be nineteen Scallops, the decreasing will commence at the sixteenth Scallop, as directed in Page 8; but to those Ladies who wish to avoid the trouble of decreasing, simply knitting the nineteen Scallops in the

manner directed, placing it in a band or on a habit-shirt, and folding down the cast-off end, so that each may be of an equal width, will answer the purpose.

**FIRST Row.**—Knit two together, thread forward, knit two together, knit two, thread forward, knit two together, cotton twice round the pin, and knit two together eight times (as directed in the first row).

**SECOND Row.**—Knit two and purl one eight times (as directed in second row), knit the rest plain.

**THIRD Row.**—Knit two together, thread forward, knit two together, knit two, thread forward and knit two together, thread twice round the pin, and knit two together twelve times.

**FOURTH Row.**—Knit two and purl one twelve times, knit the rest plain.

**FIFTH Row.**—Knit two together, knit three, thread forward and knit two to-

gether, cotton twice round the pin, and knit two together eighteen times.

SIXTH Row.—Knit two and purl one eighteen times, knit the rest plain.

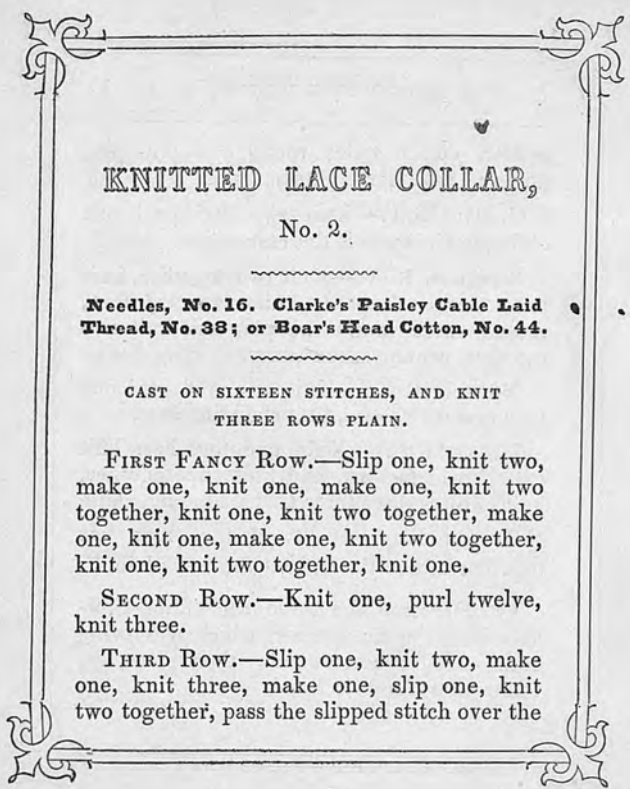
SEVENTH Row.—Knit two together, knit two, thread forward, knit two together, thread twice round the pin, and knit two together twenty-seven times.

EIGHTH Row.—Knit two and purl one twenty-seven times, knit the rest plain.

NINTH Row.—Knit two together, knit one, thread forward and knit two together, knit two together forty times, knit one plain.

TENTH Row.—Cast off ten, knit two together fifteen times, knit the rest plain.

☞ Decrease the three remaining Scallops in a similar manner, which will bring both ends to correspond; then place the Collar in a Cambric Band.



KNITTED LACE COLLAR,

No. 2.

~~~~~  
**Needles, No. 16. Clarke's Paisley Cable Laid
Thread, No. 38; or Boar's Head Cotton, No. 44.**

~~~~~  
CAST ON SIXTEEN STITCHES, AND KNIT  
THREE ROWS PLAIN.

FIRST FANCY ROW.—Slip one, knit two, make one, knit one, make one, knit two together, knit one, knit two together, make one, knit one, make one, knit two together, knit one, knit two together, knit one.

SECOND ROW.—Knit one, purl twelve, knit three.

THIRD ROW.—Slip one, knit two, make one, knit three, make one, slip one, knit two together, pass the slipped stitch over the

knitted make one, knit three, make one, slip one, knit two together, pass the slipped stitch over the knitted, knit one.

FOURTH Row.—The same as the second.

FIFTH Row.—Slip one, knit two, knit two together, knit one, knit two together, make one, knit one, make one, knit two together, knit one, knit two together, make one, knit one, make one, knit one.

SIXTH Row.—The same as the second.

SEVENTH Row.—Slip one, knit two, slip one, knit two together, pass the slipped stitch over the knitted, make one, knit three, make one, slip one, knit two together, pass the slipped stitch over the knitted, make one, knit three, make one, knit one.

EIGHTH Row.—The same as the second. Then begin again at the first Fancy Row.

*Forty Patterns will be required for the length of the Collar. Then knit the following Lace.*

## LACE FOR COLLAR

No. 2.

**Needles, No. 17.**

CAST ON SIXTEEN STITCHES.

FIRST Row.—Slip one, make one, knit two together, make one, slip one, knit two together, pass the slipped stitch over the knitted, make one, knit three, make one, knit two together, make two, knit two together, make two, knit two together, knit one.

SECOND Row.—Slip one, knit two, purl one, knit two, purl all the row but four, knit those plain.

THIRD Row.—Slip one, make one, knit two together, make one, knit two together, make one, knit two together, knit one, knit two together, make one, knit three, make



two, knit two together, make two, knit two together, knit one.

FOURTH Row.—The same as the second.

FIFTH Row.—Slip one, make one, knit two together, make one, knit two together, knit one, make one, slip one, knit two together, pass the slipped stitch over the knitted, make one, knit six, make two, knit two together, make two, knit two together, knit one.


SIXTH Row.—The same as the second.

SEVENTH Row.—Slip one, make one, knit two together, make one, knit two together twice, make one, knit one, make one, knit two together, knit seven, make two, knit two together, make two, knit two together, knit one.

EIGHTH Row.—Cast off eight, purl all the row but four, knit those plain. Commence again at the first row.

14 KNITTED LACE COLLAR RECEIPT BOOK.

IN CASTING OFF THE EIGHT STITCHES, IT WILL BE NECESSARY TO PURL THE HALF STITCHES.

 *After the Lace is knitted and sewn on, to make it fit correctly, pick up all the loops, at the top of the Collar, with the No. 16 Needles and No. 18 Cotton, knitting two together every fourteenth stitch. Knit fourteen plain rows and cast off.*





**KNITTED LACE COLLAR,**  
No. 3.

~~~~~  
Needles, No. 16. Clarke's Cable Laid Thread,
No. 40; or Bear's Head Cotton, No. 44.
~~~~~

CAST ON NINETEEN STITCHES.

**FIRST Row.**—Knit plain.

**SECOND Row.**—Slip one, knit two, cotton forward and knit two together to the end of the row, passing the cotton forward each time, before knitting the two together.

THIRD Row.—Plain knitting.

*These three rows must be repeated when thirty-six patterns are completed, to make the edges correspond.*

FIRST PATTERN Row.—Slip one, knit one, thread forward, knit two together, knit one, thread forward, knit two together, knit five, knit two together, thread forward, knit two, thread forward, knit two together, knit one.

SECOND Row.—Purl all the row except two stitches, knit those plain.

THIRD Row.—Slip one, knit one, thread forward and knit two together, knit two, thread forward, knit two together, knit three, knit two together, thread forward and knit three, thread forward, knit two together, knit one.

FOURTH Row.—The same as the second.

FIFTH Row.—Slip one, knit one, thread forward, knit two together, knit three, thread forward and knit two together, knit

one, knit two together, thread forward, knit four, thread forward and knit two together, knit one.

**SIXTH Row.**—The same as the second.

**SEVENTH Row.**—Slip one, knit one, thread forward and knit two together, knit five, thread forward, slip one, knit two together, pass the slipped stitch over the knitted, thread forward, knit four, thread forward, knit two together, knit one.

**EIGHTH Row.**—The same as the second.

*The above eight rows form one pattern, thirty-six of which will be required. Then knit the following lace, and sew round it.*

~~~~~  
LACE FOR COLLAR

No. 3.

Needles, No. 17.

CAST ON FOURTEEN STITCHES.

FIRST Row.—Knit three, cotton twice round the pin and knit two together (repeat

this until one stitch only remains), knit that plain.

SECOND Row.—Slip one, knit two together, purl one, knit two and purl one until three stitches only remain, knit those plain.

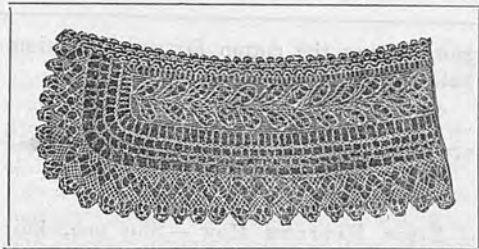
THIRD Row.—Plain knitting.

FOURTH Row.—Cast off five, knit one, pass the cotton twice round the pin, slip one, knit two together, pass the slipped stitch over the knitted, knit one, pass the cotton round the pin four times, slip one, knit two together, pass the slipped stitch over the knitted, knit one, thread twice round the pin, knit two together, knit one.

FIFTH Row.—Slip one, knit two, purl one, knit two together, knit one, purl one, knit one, purl one, knit three, purl one, knit two together.

SIXTH Row.—Plain knitting. Commence again at the first row.

The note at the end of No. 2 Collar will apply to this also, and must be followed as directed.



KNITTED LACE COLLAR,
No. 4.

~~~~~  
**Needles No. 16. Clarke's Cable Laid Thread,**  
**No. 40; or Boar's Head Cotton, No. 44.**  
~~~~~

CAST ON TWENTY STITCHES.

FIRST Row.—Knit plain.

SECOND Row.—Slip one, knit one, thread
forward, knit two together to the end of the

row, passing the cotton forward each time before knitting the two together.

THIRD Row.—Plain knitting.

These three rows must be repeated when thirty-six patterns are completed, to make the edges correspond.

FIRST PATTERN Row.—Slip one, knit one, thread forward and knit two together, knit two together, knit three, thread forward and knit one, thread forward knit one, thread forward and knit one, thread forward and knit three, knit two together, thread forward and knit two together, knit one.

SECOND Row.—Knit three, purl two together, purl eleven, purl two together, knit four.

THIRD Row.—Slip one, knit one, thread forward and knit two together, knit two together, knit two, thread forward, and knit one, thread forward and knit three, thread forward and knit one, thread forward and

knit two, knit two together, thread forward and knit two together, knit one.

FOURTH Row.—The same as the second.

FIFTH Row.—Slip one, knit one, thread forward and knit two together, knit two together, knit one, thread forward and knit one, thread forward and knit five, thread forward and knit one, thread forward and knit one, knit two together, thread forward and knit two together, knit one.

SIXTH Row.—The same as the second.

SEVENTH Row.—Slip one, knit one, thread forward and knit two together, knit thirteen, thread forward and knit two together, knit one.

EIGHTH Row.—Knit three, purl thirteen, knit four.

The above eight rows form one pattern, thirty-six of which will be required. Then knit the following lace and sew round it.

LACE FOR COLLAR

No. 4.

Needles, No. 17.

CAST ON SIXTEEN STITCHES.

FIRST Row.—Slip one, knit one, pass the cotton forward and knit two together, cotton forward knit two together, cotton forward, slip one, knit two together, pass the slipped stitch over the knitted, cotton forward and knit five, cotton twice round the pin and knit two together.

SECOND Row.—Pass the cotton forward, knit two, purl one, knit three, knit two together, pass the cotton round the pin, and purl the remaining stitches.

THIRD Row.—Slip one, knit one, pass the cotton forward and knit two together, cotton forward knit two together, cotton forward knit two together, knit two, cotton forward knit two together, knit two, cotton

twice round the pin and knit two together, cotton twice round the pin and knit two together.

. **FOURTH Row.**—Knit two, purl one, knit two, purl one, knit one, knit two together, pass the cotton round the pin, and purl the remaining stitches.

FIFTH Row.—Slip one, knit one, cotton forward knit two together, cotton forward knit two together, cotton forward knit two together, knit four, cotton forward and knit two together, knit four, cotton forward and knit two together.

SIXTH Row.—Cast off four stitches, knit three, cotton forward knit two together, purl the remaining stitches.

SEVENTH Row.—Slip one, knit one, thread forward and knit two together, thread forward and knit two together, thread forward and knit two together, knit one, knit two together, cotton forward and knit five.

EIGHTH Row.—Knit six, pass the cotton forward and knit two together, knit two, cotton forward and knit two together, purl the remaining stitches.

The same rule must be observed in picking up the Loops, as directed in the Note at the end of the second Collar.





JUST PUBLISHED,
A NEW EDITION OF THE SECOND SERIES
OF THE
KNITTED LACE COLLAR
RECEIPT BOOK.



PRICE SIXPENCE.